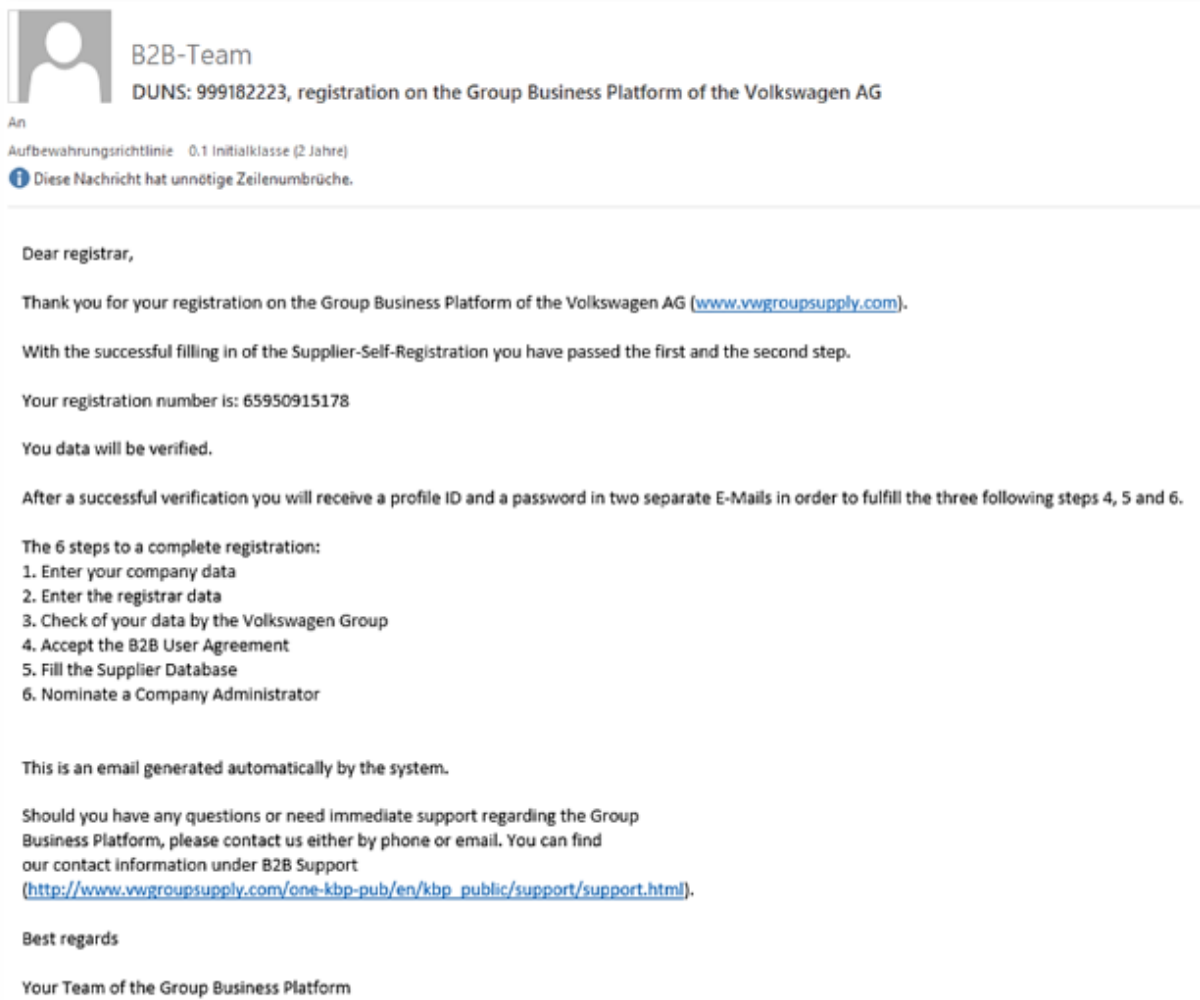


Sobre o Portal de Negócios B2B

Qual a necessidade do cadastro no Portal de Negócios B2B?

Ao se tornar um usuário do Portal B2B, você terá total controle dos seus dados cadastrais, acesso à ferramentas de cotação (e outras ferramentas que podem variar conforme o tipo de serviço/produto que você fornece). Além disso, a empresa pode controlar seus usuários, definir papéis para as pessoas que permitir acesso, e em caso de empresas com funcionários internos, fazer liberações específicas como terceiros.

O cadastro no Portal B2B é uma obrigatoriedade para você que deseja ser um fornecedor da Volkswagen do Brasil- e aqui neste documento você encontrará o passo-a-passo para realizar com sucesso seu cadastro.



A pessoa indicada no Portal do Cadastro como responsável pelo cadastro no Portal B2B receberá uma mensagem igual a indicada ao lado, informando que foi feita a submissão do DUNS da empresa em nosso sistema, e que, após uma verificação, receberá os dados de acesso.

B2B-Team
DUNS: 999182223, profile ID for the Group Business Platform of the Volkswagen AG

An
Aufbewahrungsrichtlinie: 0.1 Initialklasse (2 Jahre)
Diese Nachricht hat unnötige Zeilenumbrüche.

Dear registrar,

Thank you for the registration of your company on the Group Business Platform of the Volkswagen AG (www.vwgroupsupply.com).

The registration was verified.

This E-Mail contains your user name (profile ID) for the password.

Your profile ID is: 0983937

You will receive your password in a separate E-Mail.

Please handle your personal access data confidentially.

IMPORTANT:
With the reception of this E-Mail you have passed the first step of the registration process.

Please use your login credentials to enter www.vwgroupsupply.com to fulfill the three following steps 4, 5 and 6.

The 6 steps to a complete registration:

1. Enter your company data
2. Enter the registrar data
3. Check of your data by the Volkswagen Group
4. Accept the B2B User Agreement
5. Fill the Supplier Database
6. Nominate a Company Administrator

This is an email generated automatically by the system.

Should you have any questions or need immediate support regarding the Group Business Platform, please contact us either by phone or email. You can find our contact information under B2B Support (http://www.vwgroupsupply.com/one-kbp-pub/en/kbp_public/support/support.html).

Best regards
Your Team of the Group Business Platform

B2B-Team
DUNS: 999182223, set new password for the Group Business Platform of the Volkswagen AG

An
Aufbewahrungsrichtlinie: 0.1 Initialklasse (2 Jahre)
Diese Nachricht hat unnötige Zeilenumbrüche.

Dear user,

you may now proceed with your request to set a new password for your access to the Group Business Platform (www.vwgroupsupply.com).

Please click on the link down below or copy it into your web browser in order to set the new password.

<https://tsa-ti.wob.vw.vwp/lostpwd>

This is an email generated automatically by the system.

Should you have any questions or need immediate support regarding the Group Business Platform, please contact us either by phone or email. You can find our contact information under B2B Support (http://www.vwgroupsupply.com/one-kbp-pub/en/kbp_public/support/support.html).

Best regards
Your Team of the Group Business Platform

Após a verificação - que pode levar até 3 dias úteis - o mesmo responsável indicado receberá 2 e-mails com os dados de login e senha e com um link.

Clicando no link, o responsável será encaminhado para realizar a validação de dados e troca da senha.

Depois de clicar no link você precisa confirmar sua identidade inserindo o ID do usuário e o endereço de e-mail que você utilizou durante o registro.

VOLKSWAGEN
GROUP

User Management (UMS) | Datenklassifikation: Vertraulich

Neusetzen des Passwortes veranlassen:

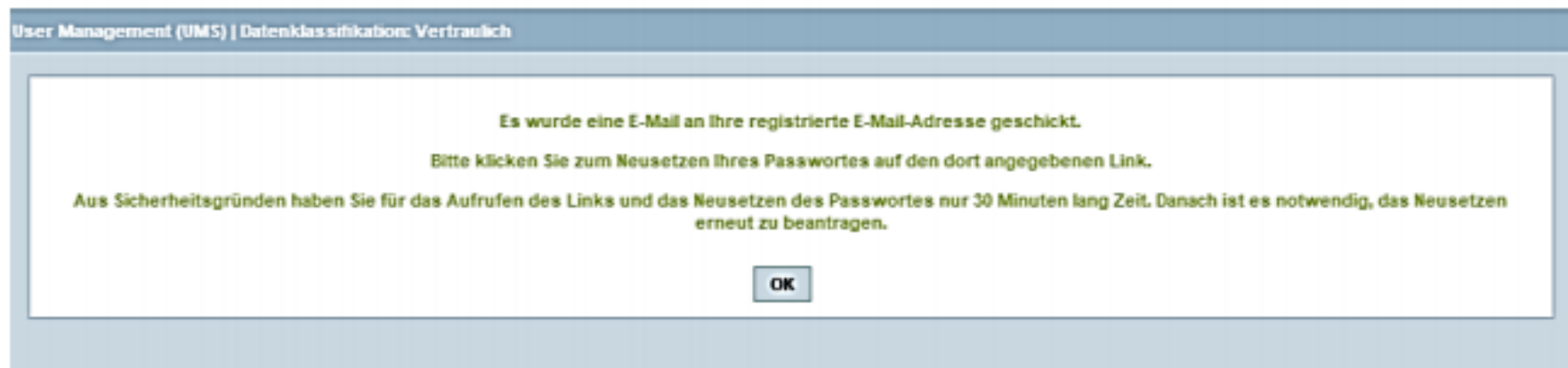
Wenn Sie Ihr Passwort vergessen haben, können Sie ein Neusetzen Ihres Passwortes veranlassen.
Bitte geben Sie dazu nachfolgend Ihre User-ID und die dazugehörige E-Mail-Adresse ein.

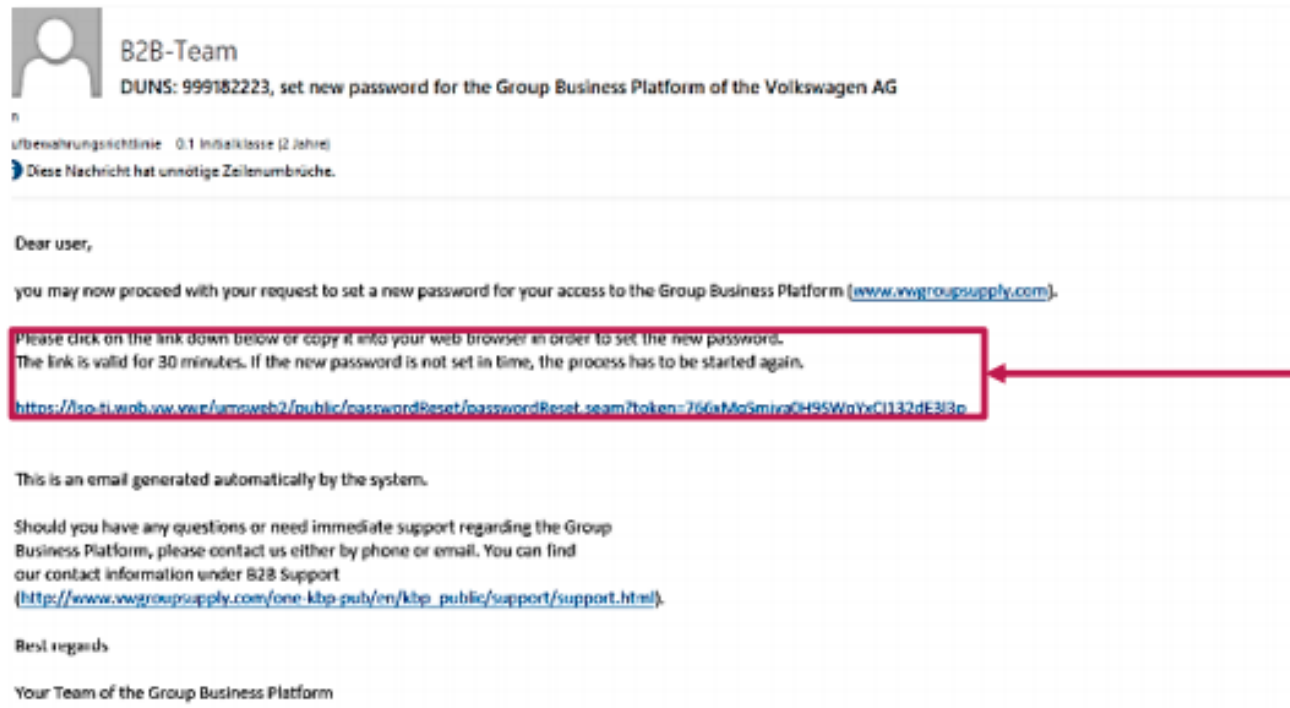
Ihre User-ID lautet:

Ihre E-Mail-Adresse lautet:

Neusetzen des Passwortes veranlassen **Abbrechen**

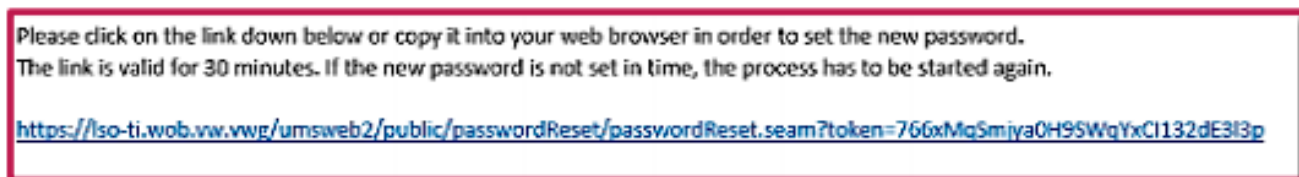
Após a confirmação você receberá uma mensagem informando que você vai receber um e-mail com um novo link que é válido apenas por 30 minutos.





ao receber o e-mail, clique neste link para definir o seu própria senha.

O link é válido por 30 minutos.



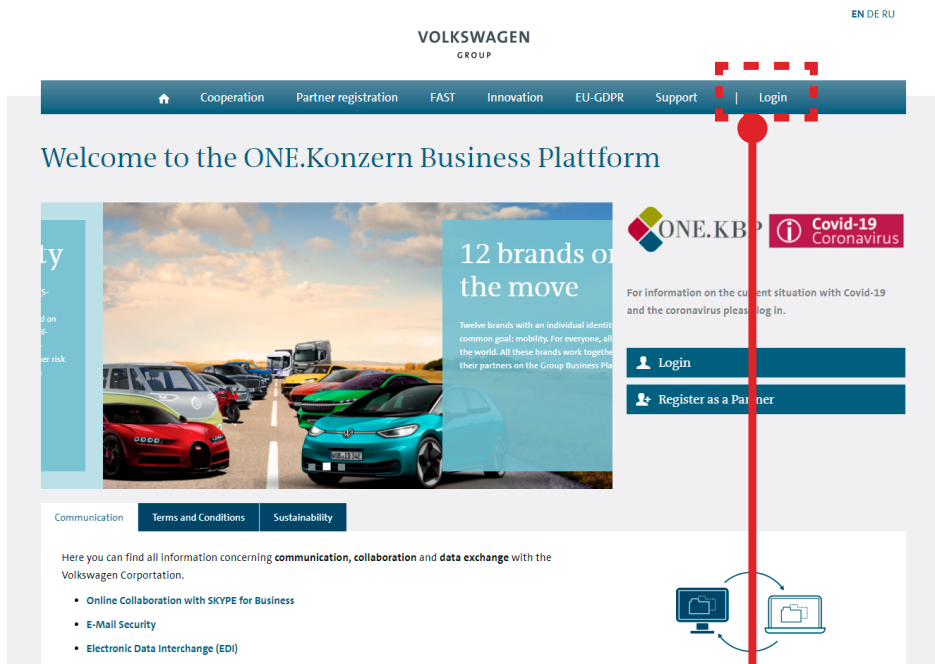
The screenshot shows the 'VOLKSWAGEN GROUP' logo at the top. Below it is a header bar with 'User Management (IMS) | Data Classification: Confidential'. The main content area contains a dialog box titled 'You can define the new password:'. Inside the dialog box, there are two input fields: 'New password:' and 'Repeat password:'. Each field has a small icon to its right. At the bottom of the dialog box, there are two buttons: 'OK' and 'Cancel'. A red rectangular box highlights the entire dialog box, and a red arrow points from the right side of the dialog box towards the text 'Digite aqui sua própria senha'.

Digite aqui sua própria senha

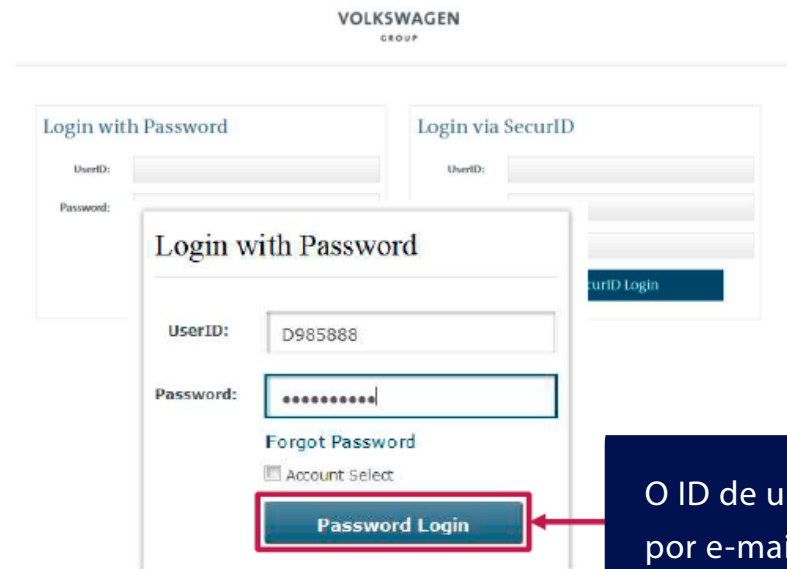
The screenshot shows the 'VOLKSWAGEN GROUP' logo at the top. Below it is a header bar with 'User Management (IMS) | Data Classification: Confidential'. The main content area contains a green message box with the text: 'Your password was successfully changed. Click [here](#) to go back to the Group Business Platform.'

Depois de gerar sua senha você vê uma caixa de informações com a confirmação

Nas próximas etapas, o registro precisa ser concluído em www.vwgroupsupply.com



Clique em "login"



O ID de usuário recebido por e-mail deve ser inserido aqui (começando com D...) e a senha que você definiu. Lembre-se que deve-se respeitar as letras maiúsculas também.

VOLKSWAGEN GROUP

1 Company Data 2 Registrar Data 3 Data Validation 4 User Agreement 5 Supplier DB 6 Company Admin

Stage Two of Your Registration

After you have successfully completed the first part of the registration and after we have checked your master data, you should finish your registration.

Following steps are still waiting for you.

1. Signing the B2B User Agreement

The agreement on the use of the B2B Supplier Platform of the Volkswagen Group "VW GroupSupply.com", in short the B2B User Agreement, implies the conditions for the use of the B2B Supplier Platform. Please note that you should confirm the B2B User Agreement in the course of this process step.

2. Completion of the Supplier Database

The data at the Supplier Database represents your company at Volkswagen. It is your business card that will be considered by the companies of the Volkswagen Group whenever there is an existing collaboration between you and the Volkswagen Group. Therefore fill the Supplier Database with all relevant company data.

3. Nomination of the Company Administrator (behold break 8 of the B2B User Agreement)

In the course of the registration you should nominate a so-called Company Administrator. As a user of the B2B Supplier Platform, the nominated Company Administrator is contact person of your company for the Volkswagen Group, whenever there is a matter of existing or new applications at the B2B Supplier Platform. The task of the Company Administrator is to legitimize employees the use of applications of the B2B Supplier Platform and to pass on corresponding "roles". Therefore, you decide which roles you want to pass on to your employees and moreover, you decide which applications of the B2B Supplier Platform are used.

Only after the completion of the process steps you are able to use the B2B Supplier Platform within the frame of your rights.

next

Clique em "Next"

English

Registration information

- Step 1 | Company Data
- Step 2 | Registrar Data
- Step 3 | Data Validation
- Step 4 | User Agreement
- Step 5 | Supplier DB
- Step 6 | Company Admin

Process description

- What is a DUNS ?

VOLKSWAGEN GROUP

1 Company Data 2 Registrar Data 3 Data Validation 4 User Agreement 5 Supplier DB 6 Company Admin

B2B User Agreement

The B2B Supplier platform "VW GroupSupply.com" enables you, as supplier, to communicate swiftly and efficiently with the Volkswagen AG and the individual brands of the Volkswagen Group and to establish business relationships with them.

It simplifies the handling of diverse administrative tasks within a business relationship for you and the brands of the Volkswagen Group, with which you have business contacts. Furthermore, it provides information and enables an exchange of binding declarations and co between you and the brands of the Volkswagen Group.

The B2B User Agreement, which is provided by the Volkswagen AG, as carrier of the B2B Supplier platform, and the brands of the Volkswagen Group, conduces to a legally binding basis within a business relationship between you and the respective brand of the Volkswag

The terms and conditions of use are subsumed in the "Agreement Governing the Use of the Volkswagen Group B2B Supplier Platform "VW GroupSupply.com", referred to as "B2B User Agreement". By signing and accepting the B2B User Agreement, all the advantages Supplier platform will be available to you.

Please download and print out the B2B User Agreement, have it read by your legal department and signed by the responsible persons in your company. Finally, please send the signed original document to the following address:

Volkswagen Process Center Team
B2B User Agreement
Rothensfelder Str. 47
38440 Wolfburg
Germany
phones +49 5361 9-33099

Please note that the signed legally binding B2B User Agreement must be sent to the above mentioned address within 6 weeks time.

In the attached document, "Information Sheet VW Group B2B Supplier Platform" you can find detailed information regarding the B2B User Agreement.

Temporary access to the B2B Supplier platform is granted once you have electronically accepted the B2B User Agreement by marking the check box below and clicking on "Send". After completing the registration process, you will be eligible to access particular application Supplier platform and exchange information with us on a temporary basis until we receive the original legally binding signed B2B User Agreement.

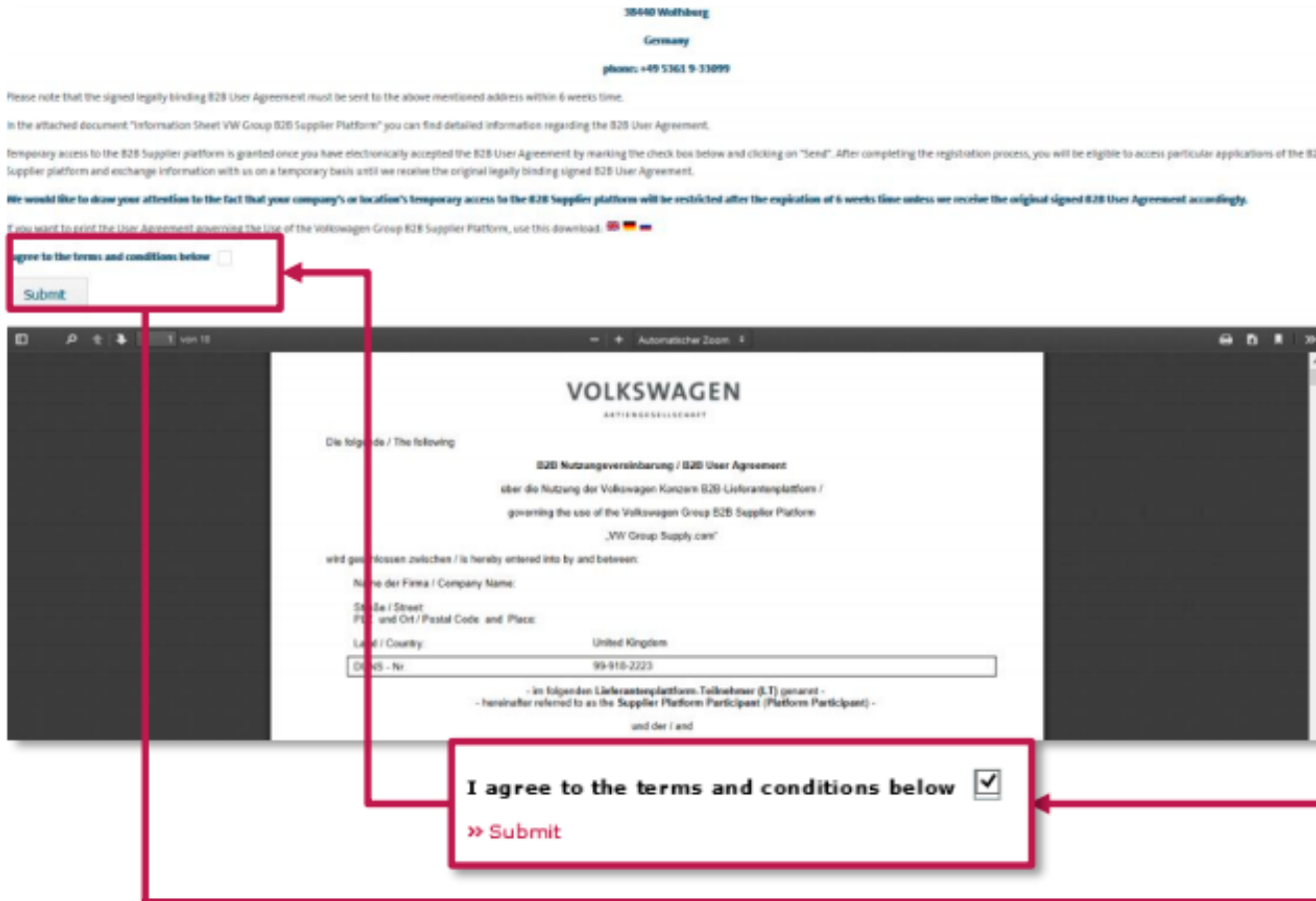
We would like to draw your attention to the fact that your company's or location's temporary access to the B2B Supplier platform will be restricted after the expiration of 6 weeks time unless we receive the original signed B2B User Agreement accordingly.

If you want to print the User Agreement governing the Use of the Volkswagen Group B2B Supplier Platform, use this download.

I agree to the terms and conditions below

Submit

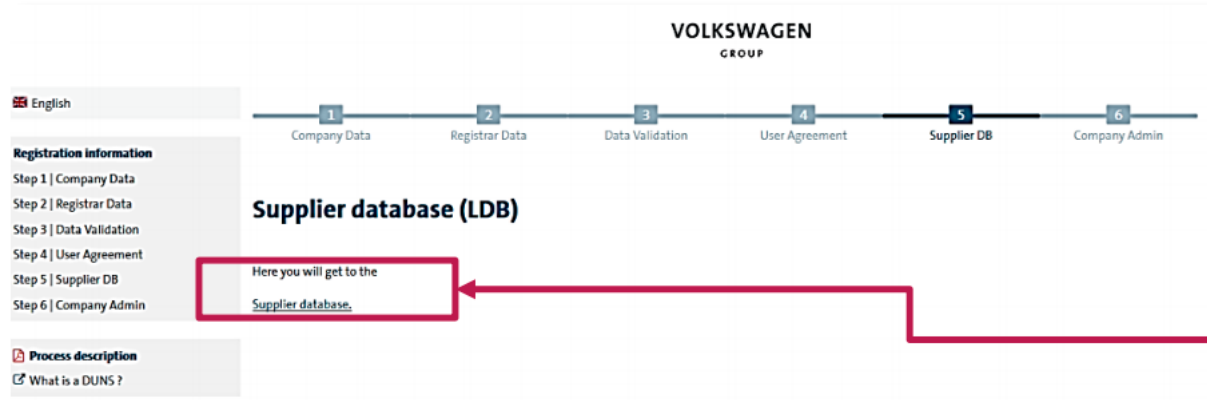
“Flag” a caixinha de aceite e clique em “Submit”



O Contrato do Usuário B2B deve ser impresso, assinado e enviado por correio para o endereço indicado abaixo. Apenas a cópia original é considerada para a aprovação. Antes de realizar o download, o B2B User Agreement deve ser aceito eletronicamente. Só depois do aceite eletrônico somando as demais etapas do registro, é que o cadastro pode ser finalizado.

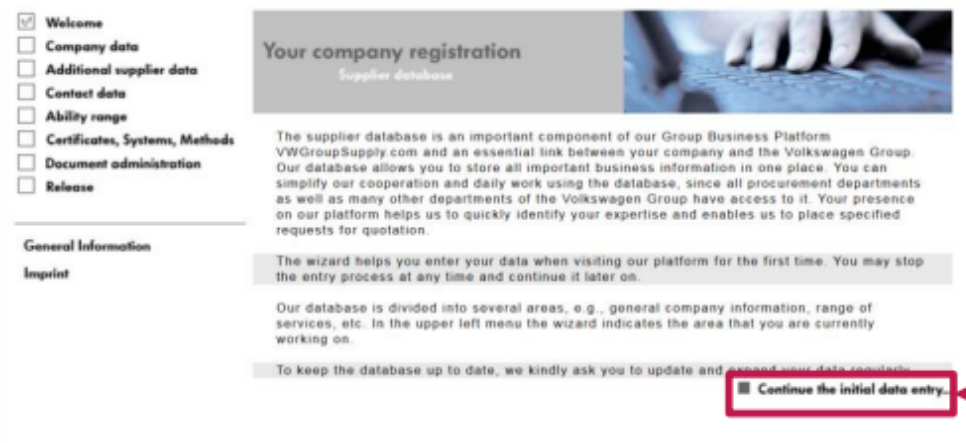
Volkswagen Process Center Team
B2B User Agreement
Rothenfelder Str. 47
38440 Wolfsburg
Germany

Depois de clicar no botão "Submit" a opção "Next" é ativada. Clique em "Next" para prosseguir com o preenchimento.



11.A

Clique em "Supplier Database"



11.B

Clique em "Continue Initial Data Entry"

- Welcome
- Company data
- Additional supplier data
- Contact data
- Ability range
- Certificates, Systems, Methods
- Document administration
- Release

General Information
Imprint

Your company data

Supplier database

Please maintain here the master data of your company

Address Information Last Modification: 14.07.2017

D&B D-U-II-SD No.: **11-512-1026**

Company Name*:

Trade Name:

Short name*:

Street 1:

Street 2:

Post Code** / City*: /

Additional postal address:

P.O. Box:

P.O. Box Post Code/City: /

State:

Country*:

Phone Switchboard*: - -

Fax Central: -

Homepage:

E-Mail*:

(*) Fields with asterisks must be filled!
(**) Mandatory fields depending on the chosen site functions.

Company Name / address written using country's local spelling

Company Name:

Full address:

Site Functions*

<input type="checkbox"/> Headquarters	<input type="checkbox"/> Accounting	<input type="checkbox"/> Sales / Marketing
<input type="checkbox"/> General Administration	<input type="checkbox"/> Procurement / Sourcing	<input type="checkbox"/> Warehouse / Storage
<input type="checkbox"/> Production / Assembly	<input type="checkbox"/> Distribution	<input type="checkbox"/> Other
<input type="checkbox"/> Development	<input type="checkbox"/> Transportation	

[Back](#) [Continue the initial data entry...](#)

Inserir o nome fantasia, ou um nome curto para a empresa

Inserir um endereço de e-mail geral da empresa

Aqui você vai definir a função específica desta unidade que está sendo cadastrada

- Welcome
- Company data
- Additional supplier data
- Contact data
- Ability range
- Certificates, Systems, Methods
- Document administration
- Release

General Information

Imprint

Additional supplier data

Supplier database

Please include any additional company data here. ⓘ

Additional information

Train Station: ⓘ

Legal Form: ⓘ

Established:

Companies' Register:

Capital: ⓘ Euro

Venue: ⓘ

VAT ID: ⓘ

Tax Number: ⓘ

Customer Numbers, which have been assigned to the VW Group members by the supplier: ⓘ

Aqui você pode incluir informações adicionais. Esses campos não são obrigatórios, então se você tiver dúvidas, pode deixar em branco.

Clique em “Continue Initial Data Entry”

The screenshot shows a web form titled "Your contact data" under the heading "Supplier database". On the left, there is a sidebar with a list of sections: Welcome, Company data, Additional supplier data, Contact data, Ability range, Certificates, Systems, Methods, Document administration, and Release. Below this is a section for "General Information" and "Imprint".

The main content area has a sub-header "Your contact data" and a sub-heading "Supplier database" next to an image of a network cable. Below this is a text prompt: "Please capture here further addresses, which differ from your registered seat".

There are two tables, both currently empty and containing the text "This list contains no item.":

- The first table is titled "Further Addresses" and has columns: Street, Post Code / City, and Country. A blue box highlights an "Add" button to its right, with a blue arrow pointing to it and the label "A1".
- The second table is titled "Contact persons of your responsibilities" and has columns: Surname, Business Division, Phone, and E-Mail. A red box highlights an "Add" button to its right, with a red arrow pointing to it and the label "A2".

At the bottom of the form, there are two buttons: "Beck" and "Continue the initial data entry..".

A1 Você pode incluir endereços adicionais aqui, mas não é mandatório.

A2 Incluir pelo menos 1 contato e sua responsabilidade. Campo obrigatório. veja como preencher na próxima página

Clique em "Continue Initial Data Entry"

Welcome
 Company data
 Additional supplier data
 Contact data
 Ability range
 Certificates, Systems, Methods
 Document administration
 Release

General Information
Imprint

Your contact data

Supplier database

Please capture here information about **businesswide contact partners**. Please name one contact partner per responsibility.

Contact partner

Salutation:* Miss

Title:

Name:* Ruchita

Surname:* ysnarasa

Business Division:* General management

Department:

Function:

Remark:

Languages

German:
English:
Spanish:
other languages:

Contact Information

Phone:* +00 - 564 - 4678-3356 +49 5361 9123-45
Mobile Phone: - - +49 170 123 45 67
Fax:* 87 - 456 - 464346707 +49 5361 9123-99
E-Mail:*

Contact Address

Company: RV PVT LTD

Department P.O. Box:

Street 1:* ROAD 5, PUNE

Street 2:

Post Code* / City*: 410506 / PUNE

State:

Country:* India

() Fields with asterisks must be filled!*

Responsibility Brands / Regions

<input type="checkbox"/> Volkswagen	<input type="checkbox"/> Bentley	<input type="checkbox"/> Ducati
<input type="checkbox"/> Audi	<input type="checkbox"/> Bugatti	<input type="checkbox"/> Volkswagen Light Commercial Vehicles
<input type="checkbox"/> Seat	<input type="checkbox"/> Lamborghini	<input type="checkbox"/> Scania
<input type="checkbox"/> Skoda	<input type="checkbox"/> Porsche	<input type="checkbox"/> MAN
<input type="checkbox"/> Africa	<input type="checkbox"/> Asia/Pacific	<input type="checkbox"/> Europe
<input type="checkbox"/> Middle- and South America	<input type="checkbox"/> North America	

Preencher obrigatoriamente os campos marcados com *, e, caso sua empresa não tenha vários departamentos, selecione "General Management" no campo 'Business Division'.

Clique em "Save Changes"

Welcome
 Company data
 Additional supplier data
 Contact data
 Ability range
 Certificates, Systems, Methods
 Document administration
 Release

General Information
Imprint

Your contact data

Supplier database

Please capture here further addresses, which differ from your registered seat

Further Addresses		
Street	Post Code / City	Country
This list contains no item.		

Contact persons of your responsibilities			
Surname	Business Division	Phone	E-Mail
Ruchita vanarase	General management	+00-564-4678-3356	ruchita.vanarase@volkswagen.co.in

Após salvar, a tela anterior vai aparecer, e então você pode adicionar mais contatos se quiser, clicando no “ADD” ou continuar com o preenchimento.

Clique em “Continue Initial Data Entry”

General Information
Imprint

Nesta parte você vai definir quais serviços e/ou produtos sua empresa fornece.

Para adicionar uma nova informação clique em "Add"

General Information
Imprint

Key	Product group
13-00-00-00	Development service*
17-00-00-00	Machine, device (for special applications)*
18-00-00-00	Equipment f. mining, metallurgical plant, rolling mill a. foundry*
19-00-00-00	Information, communication and media technology*
20-00-00-00	Packing material*
21-00-00-00	Tool*
22-00-00-00	Construction technology*
23-00-00-00	Machine element, fixing, mounting*
24-00-00-00	Office products, facilities and technics, papeterie*
25-00-00-00	Service*
26-00-00-00	Energy, extraction product, secondary raw materials and residues*
27-00-00-00	Electric engineering, automation, process control engineering*
28-00-00-00	Automotive technology*

Todas as opções disponíveis vão abrir. Você pode adicionar diretamente pelas opções *Non-production* ou *Production*, ou use a ferramenta de busca.

Key	Product group
<input checked="" type="checkbox"/> 20-04-00-00	Can (packing material)*
<input type="checkbox"/> 20-04-01-00	Can (plastic, packing material)*
<input type="checkbox"/> 20-04-02-00	Can (metal, packing material)*
<input type="checkbox"/> 20-04-03-00	Can (paper, packing material)*
<input checked="" type="checkbox"/> 20-04-04-00	Can (cardboard / paperboard, packing material)*
<input type="checkbox"/> 20-04-04-01	Can (cardboard)
<input type="checkbox"/> 20-04-04-90	Can (cardboard / paperboard, packing material, unclassified)
<input type="checkbox"/> 20-04-90-00	Can (packing material, other)
<input type="checkbox"/> 20-05-00-00	Bucket (packing material)*
<input type="checkbox"/> 20-06-00-00	Drum (packing material)*
<input type="checkbox"/> 20-07-00-00	Bottle (packing material)*
<input type="checkbox"/> 20-08-00-00	Hobbock (packing material)*
<input type="checkbox"/> 20-09-00-00	Canister (packing material)*

*) This eCl@ss-key is used in the purchasing process of the Volkswagen Group.

Ao selecionar o check box, o sistema vai abrir a estrutura de "árvore". O final da estrutura aparece quando a caixinha com a engrenagem aparecer.

Para adicionar um grupo de materiais na lista, clique em um check box branco ao lado do item correspondente.

- Cancel
- No items assigned
Mouse click = adding items of the subtree
 - Several items of the subtree are assigned
Mouse click = completing the remaining elements of the subtree
 - All items of the subtree are assigned
Mouse click = Removing all items of the subtree

Welcome
 Company data
 Additional supplier data
 Contact data
 Ability range
 Certificates, Systems, Methods
 Document administration
 Release

General Information
Imprint

Your ability range
Supplier database

Chosen ability: Can (cardboard) 20-04-04-01

Here you can find information about ability specific contact partners for the selected product group.

Contact partner complete for Can (cardboard)

Surname	Business Division	Phone	E-Mail
This list contains no item.			

Ao final você pode adicionar uma pessoa responsável para o grupo de habilidade definido. Essa opção não é obrigatória.

Para salvar, clique em "Complete"

Welcome
 Company data
 Additional supplier data
 Contact data
 Ability range
 Certificates, Systems, Methods
 Document administration
 Release

General Information
Imprint

Your ability range
Supplier database

Here you can register your ability range as well as the information belonging to it.

General Abilities

		20-00-00-00	Packing material*	
		20-04-00-00	Can (packing material)*	
		20-04-04-00	Can (cardboard / paperboard, packing material)*	
		20-04-04-01	Can (cardboard)	

*) This eClass-key is used in the purchasing process of the Volkswagen Group.

Several items of the subtree are assigned. Mouse click = Removing all assigned items of the subtree
 All items of the subtree are assigned. Mouse click = Removing all items of the subtree

Você pode continuar a adicionar outras habilidades clicando em 'Add' ou continue com o preenchimento clicando em "Continue..."

Nesta etapa você pode adicionar suas certificações.
Esta etapa também não é obrigatória. Clique em ADD para adicionar, ou em "Continue..." para prosseguir.

Welcome
 Company data
 Additional supplier data
 Contact data
 Ability range
 Certificates, Systems, Methods
 Document administration
 Release

General Information
Imprint

Your certificates, systems, methods

Supplier database

Please insert here information about businesswide certificates, systems, methods, innovations and patents. [i](#)

Certificates			
Type	Certifying Agency	Certification Exp. Date	Description
This list contains no item.			

IT Systems and methods	
Area	Description
This list contains no item.	

Laboratory and testing facilities		
Type	Description	since
This list contains no item.		

Innovations and patents		
Type	Description	since
This list contains no item.		

Para abrir a página de Input, clique em Add.

Welcome
 Company data
 Additional supplier data
 Contact data
 Ability range
 Certificates, Systems, Methods
 Document administration
 Release

General Information
Imprint

Your certificates, systems, methods

Supplier database

Please capture here your businesswide certificates. [i](#)

Certificate	
Type:	AVSQ
Certificate no.:	
Description:	
Certifying Agency:	
Certification Date:	
Certification Exp. Date:	
Level:	-- no selection --

(*) Fields with asterisks must be filled!

Clique em Save para concluir

Welcome
 Company data
 Additional supplier data
 Contact data
 Ability range
 Certificates, Systems, Methods
 Document administration
 Release

General Information
Imprint

Document administration

Supplier database

Please upload documents for the pertinent brands and regions here

Brands/regions selection

You supply the following Volkswagen Group brands or regions:

Volkswagen
 Seat
 Volkswagen Group Italia

Questionnaire Risk Management

Brand/region-specific documents

Upload a new document:

Document type:

Valid until:

Document path: No file selected.

No documents have been uploaded.

Esta etapa não é aplicável para a Volkswagen do Brasil. Clique em “Continue...” para prosseguir.

Clique em “Continue Initial Data Entry”

Welcome
 Company data
 Additional supplier data
 Contact data
 Ability range
 Certificates, Systems, Methods
 Document administration
 Release

Your company registration
Supplier database

You have successfully accomplished step 5 of the registration (Filling of the Supplier Database). Please proceed to step 6 (Designation of a platform Company Administrator) in order to complete the registration process.

[Back](#)

[General Information](#)
[Imprint](#)

Quando todos as informações do Step 5 estiverem preenchidas, seus dados de entrada estão completos.

The supplier database will be closed automatically and redirects you back to the "following process" of your registration.

The supplier database will be closed automatically and redirects you back to the "following process" of your registration.

Clique OK para prosseguir para o próximo (e último) Step

Ao concluir, uma mensagem vai aparecer informando que o preenchimento foi finalizado. Clique em Complete para finalizar essa etapa, e OK para prosseguir para a última parte.

Na última parte você vai definir o Company Admin, ou o administrador da conta da empresa no Portal. Essa pessoa é responsável por diversas atividades, como definição de novos acessos por exemplo.

The screenshot shows the 'VOLKSWAGEN GROUP' registration interface. At the top, there's a progress bar with six steps, where 'Step 6' is highlighted in dark blue. Below the progress bar, it says 'Registration: [Progress Bar] (80 %)'. On the left, there are language options for 'German' and '> English'. Below that, a sidebar lists the steps: 'Step 1 | Company Data', 'Step 2 | Registrar Data', 'Step 3 | Data Validation', 'Step 4 | User Agreement', 'Step 5 | Supplier DB', and 'Step 6 | Company Admin'. The main content area is titled 'Create a CompanyAdmin' and contains a paragraph explaining the role of the company administrator, followed by a bulleted list of responsibilities. At the bottom left, there is a 'Download' link for a PDF document (18 pages, 1.1 MB).

» next

Clique em "next"

Você pode incluir o “Registrar” (a pessoa definida no Step 2) ou incluir uma nova pessoa como administradora

VOLKSWAGEN
GROUP

German
English

Step 1 Step 2 Step 3 Step 4 Step 5 **Step 6**

Registration: (80 %)

REGISTRATION INFORMATION

Step 1 | Company Data
Step 2 | Registrar Data
Step 3 | Data Validation
Step 4 | User Agreement
Step 5 | Supplier DB
Step 6 | Company Admin

PROCESS DESCRIPTION

Download (PDF,18 pages, 1.1 MB)

Create a CompanyAdmin

Company Information

DUNS Number:	11-512-1326
Company Name:	RV PVT LTD
Address:	ROAD 5, PUNE
P.O. Box Zip	
P.O. Box	
ZIP/Postal Code	410506
City	PUNE
Country	India
Telephone:	+00-564-4678-3356
Fax:	
Company E-Mail:	

Registrar Information

User-ID	D985888
Gender	female
Title	
First name	Ruchita
Last name	Vanarase
Telephone	+00-564-4678-3356
Fax	
Department	UNDEFINED
E-Mail	ruchita.vanarase@volkswagen.co.in
Your preferred language	English

CompanyAdmin Information

Registrar becomes CompanyAdmin Create a new CompanyAdmin

» Submit

Se o “Registrar” for a pessoa escolhida como administradora, selecione a opção “Registrar becomes CompanyAdmin”

Se for outra pessoa, selecione “ Create a new CompanyAdmin”, e clique em Submit – uma nova janela vai abrir para preencher os dados da pessoa responsável.

Ao concluir os 6 Steps, você receberá a mensagem de conclusão cadastral

VOLKSWAGEN
GROUP

German
→ English

Step 1	Step 2	Step 3	Step 4	Step 5	Step 6
--------	--------	--------	--------	--------	--------

Registration: (100 %)

Registration completed

Thank you. You finished the registration of your company on the B2B Supplier Platform of the Volkswagen Group! Now, your company administrator can log in at the page www.vwgroupsupply.com and can administer users of your company.

Please don't forget to send a signed copy of the Agreement Governing the Use of the Volkswagen Group B2B Supplier Platform "VW GroupSupply.com" (B2B User Agreement) by post to the Volkswagen Supplier Integration Team.

REGISTRATION INFORMATION

- Step 1 | Company Data
- Step 2 | Registrar Data
- Step 3 | Data Validation
- Step 4 | User Agreement
- Step 5 | Supplier DB
- Step 6 | Company Admin

PROCESS DESCRIPTION

[Download](#)
(PDF, 18 pages, 1.1 MB)